

## Safe Touch™ 150 ULTRA

PROJECT: \_\_\_\_\_

TYPE: \_\_\_\_\_

SOURCE: \_\_\_\_\_

NOTES: \_\_\_\_\_

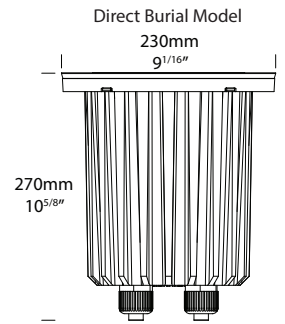
### SPECIFICATIONS

IK10 IP68 CE cUL LISTED

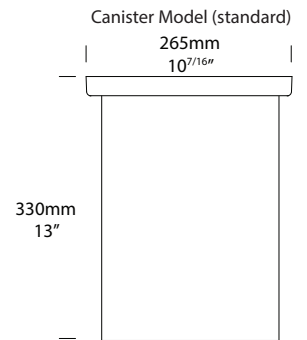
<b>LED Chip</b>	Cree CXA 2540 field replaceable LED board
<b>Luminaire Output</b>	5000 Lumens @ 1400 (52watts), Delivered from Luminaire with unobstructed beam.
<b>Lumens Per Watt</b>	90 Lumens minimum @ 52 watts, Delivered from Luminaire with unobstructed beam
<b>CRI (3000K)</b>	80 Standard, 90+ Optional
<b>Colour Temperatures</b>	2700K, 3000K, 4000K
<b>Beam Angles</b>	22, 33, 51, Asymmetric
<b>Ingress Protection</b>	IP68 <i>*not for use in pool or ponds</i>
<b>Inverse Kinematics Rating</b>	IK10
<b>Maximum Load</b>	2000kgs (4400lbs)
<b>Warranty</b>	Electronics = 5 years Body Aluminium = 5 years
<b>Standards</b>	BS/EN 60598.2.2 cUL 1598 CE



ST150/DB



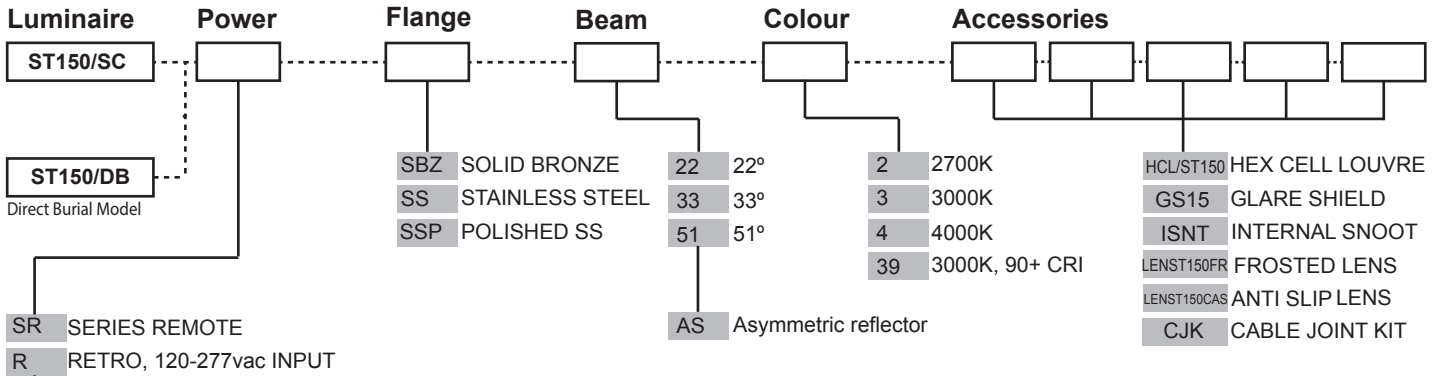
ST150/U/SC



### PRODUCT CONFIGURATION

Please fill in appropriate codes into boxes provided

Cat. No. ST150



**SERIES REMOTE:**  
Constant current driver (included). Fixture require 37vdc @ 1400mA maximum. 0-10 volt dimming.

**RETRO 110-277vac DRIVER:**  
Constant current driver (included).  
Input: 120, 240, 277 volts.  
Output: 60 watts total  
37vdc @ 1400mA  
0-10 volt dimming.

ADDITIONAL COMMENTS: \_\_\_\_\_

# LUMINAIRE CONSTRUCTION

## CNC machined or cast from one of the following metals:

Body - Cast from virgin high corrosion resistant, low copper content (0.001%) aluminium alloy. Finished with chromate substrate, Epoxy layer and a UV resistant polyester powder coat colour.  
Colour - Black.

Flanges - Machined from either  
Solid Bronze 260mm x 6mm (10<sup>1/4</sup>" x 1/4")  
316 Stainless Steel 260mm x 6mm (10<sup>1/4</sup>" x 1/4")

All fixings are made from 316 Stainless Steel

## Step Lens:

12mm (1/2") Extra clear, low iron, shatter resistant glass. Anti Slip option available. Lifetime warranty

## Gaskets:

Silicone, iron impregnated 220°C (428°F)

## Cable:

Water resistant rubber

## Adjustability:

The gimbal is fully adjustable, allowing 360° rotation and 0-20° elevation.

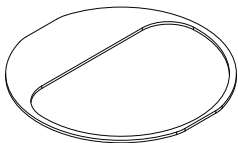
## Mounting:

The ST150 is available with a double layer coated alloy mounting canister for casting into the ground or into concrete. Maximum drive over speed 10 kp/h (6mp/h) with a maximum load rating of 2000kgs (4400lbs).

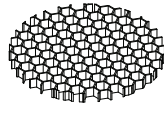
## Luminaire Weight:

Stainless Steel 10kg (22lbs 1oz)  
Solid Bronze 11kg (24lbs 4oz)

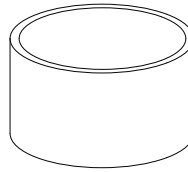
# ACCESSORIES



Glare Shield



Hex Cell Louvre

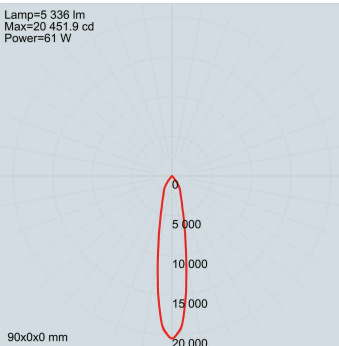


Internal Snoot

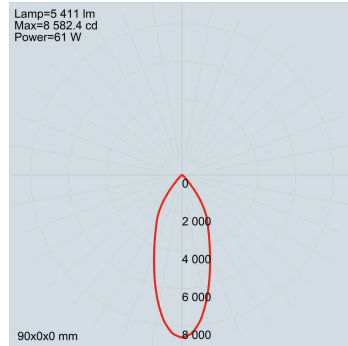
# BEAM ANGLES

High efficiency Reflectors. Feild replaceable

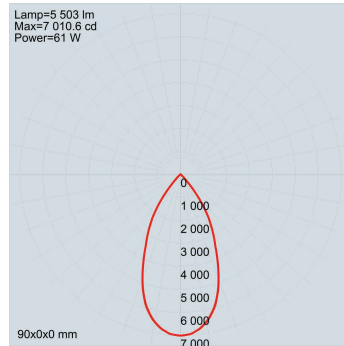
IES files available for download: [hunzalighting.com/downloads](http://hunzalighting.com/downloads)



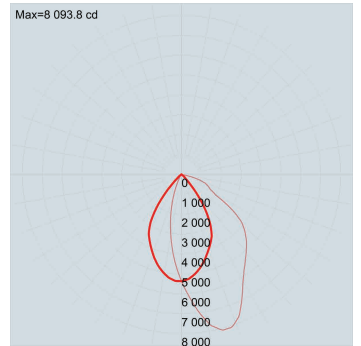
22° FWHM REFLECTOR



33° FWHM REFLECTOR



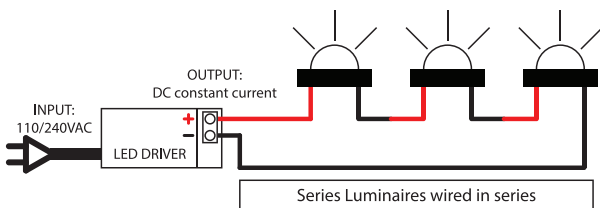
51° FWHM REFLECTOR



ASYMMETRIC REFLECTOR

# WIRING GUIDE

Available for download: [hunzalighting.com/downloads](http://hunzalighting.com/downloads)



Diagrams are a guide only, wire colours and polarity may change depending on fixture and country

