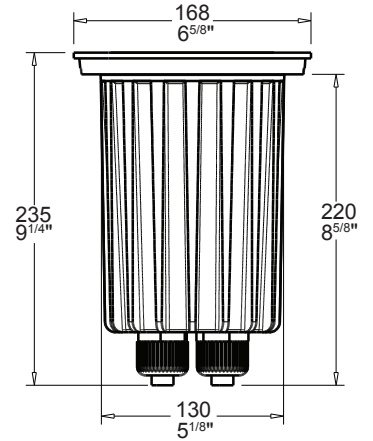


## Cast Solid Bronze Safe Touch™ 100 SAFE TOUCH

PROJECT:
TYPE:
SOURCE:
NOTES:

### SPECIFICATIONS IK10 IP68

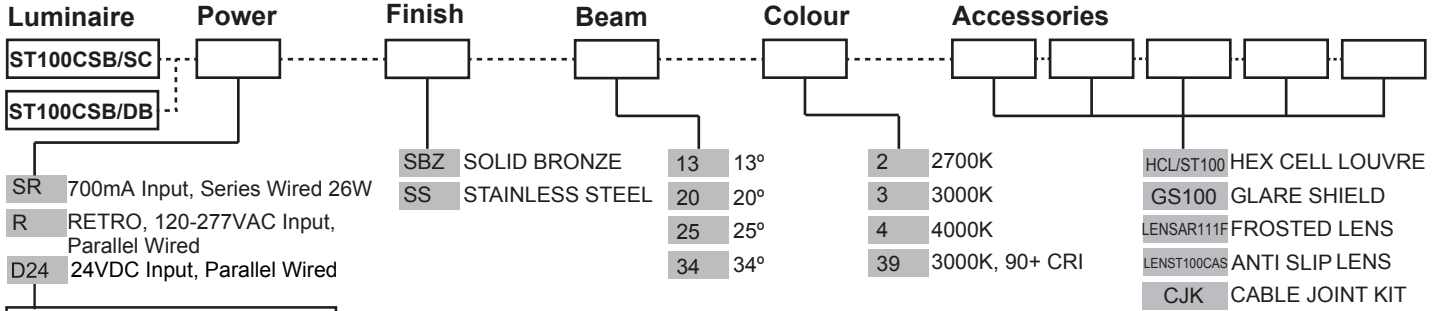
<b>LED Chip</b>	Cree CXA 1830 field replaceable LED board
<b>Luminaire Output</b>	2700 Lumens @ 700mA (26 watts) delivered from luminaire with unobstructed beam.
<b>Lumens Per Watt</b>	100 Lumens minimum @ 26 watts delivered from luminaire with unobstructed beam
<b>CRI (3000K)</b>	80 Standard, 90+ Optional
<b>Colour Temperatures</b>	2700K, 3000K, 4000K
<b>Beam Angles</b>	13, 20, 25, 34
<b>Ingress Protection</b>	IP68 <i>*not for use in pool or ponds</i>
<b>Warranty</b>	Electronics = 5 years Body Cast Solid Bronze = 25 years
<b>Standards</b>	BS/EN 60598.2.2 cUL 1598, CSA C22.2 No. 250.0 CE



### PRODUCT CONFIGURATION

Please fill in appropriate codes into boxes provided

Cat. No. ST100CSB



**SERIES REMOTE:**  
Constant current driver (included) individual fixtures require 37vdc @ 700mA maximum. 0-10 volt dimming.

**RETRO 110-277vac DRIVER:**  
Constant current driver (included).  
Input: 120, 240, 277 volts.  
Output: 30 watts total 37vdc @ 700mA. 0-10 volt dimming.

**24VDC DRIVER:**  
Input: 24vdc.  
Output: 36vdc @ 700mA constant current (non dimming).  
*Note: not for USA.*

ADDITIONAL COMMENTS:

# LUMINAIRE CONSTRUCTION

**Body:**  
CNC machined sand cast silicon bronze.

**Gaskets:**  
Silicone, iron impregnated 220°C (428°F).

**Luminaire Weight:**  
6kg (13lb 4oz)

**Flanges:**  
CNC machined from either Solid Bronze  
260mm x 6mm (10<sup>1/4</sup>" x 1/4") 316  
Stainless Steel 260mm x 6mm (10<sup>1/4</sup>" x 1/4").

**Cable:**  
Water resistant rubber.

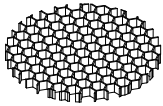
**Adjustability:**  
The gimbal is fully adjustable, allowing  
360° rotation and 0-20° elevation.

All fixings are made from 316 Stainless Steel.

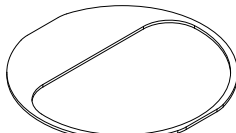
**Mounting:**  
The ST100 is available with a spun 316 stainless steel mounting canister for casting into the ground concrete.  
Maximum drive over speed 10 kp/h (6mp/h) with a maximum load rating of 2000kgs (4400lbs).

**Step Lens:**  
12mm (1/2") Extra clear, low iron, shatter resistant glass. Anti Slip option available. Lifetime warranty.

## ACCESSORIES



Hex Cell Louvre

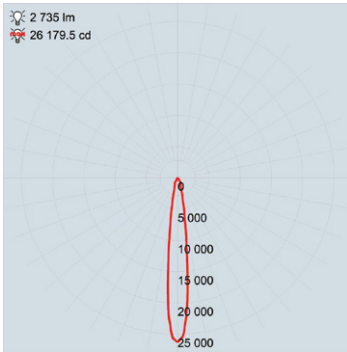


Glare Shield

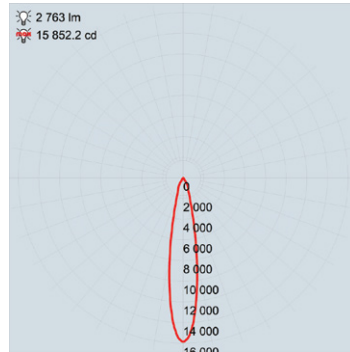
## BEAM ANGLES

High efficiency Reflectors. Field replaceable

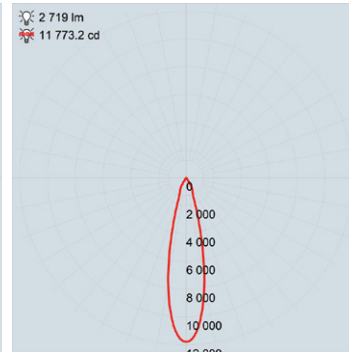
IES files available for download: [hunzalighting.com/downloads](http://hunzalighting.com/downloads)



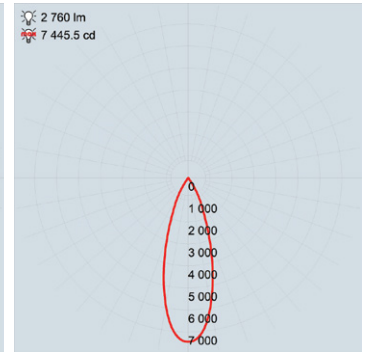
13° FWHM REFLECTOR



20° FWHM REFLECTOR



25° FWHM REFLECTOR

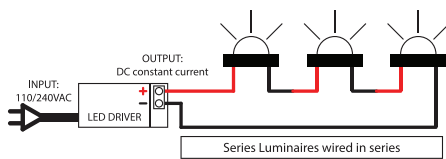


34° FWHM REFLECTOR

## WIRING GUIDE

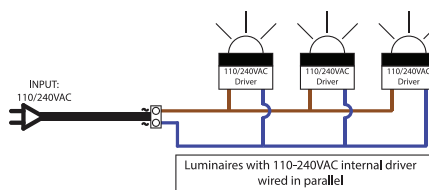
Available for download: [hunzalighting.com/downloads](http://hunzalighting.com/downloads)

### Series/remote driver



Diagrams are a guide only, wire colours and polarity may change depending on fixture and country

### 110/240v integral driver



### 24vdc integral driver

