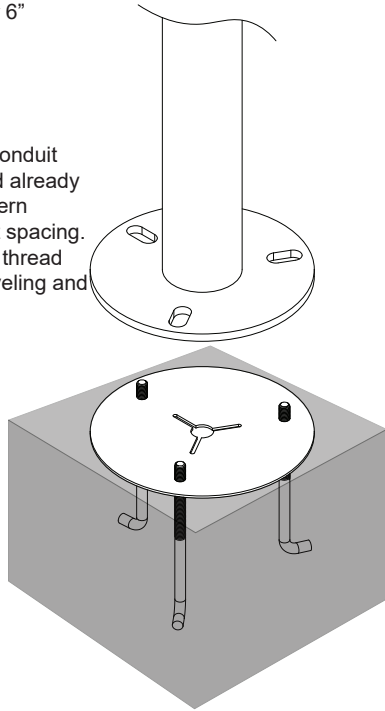


**ULTRA and ARCH FLANGE MOUNT
INSTALLATION**

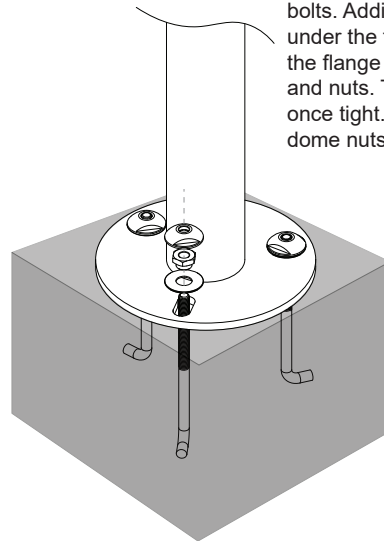
Installing using J-bolts / Rag bolts

M12 or 1/2" UNC 13TPI J-bolts.
Minimum length 150mm or 6"

Cast bolts into concrete (conduit and wire provisions should already be in place). Use Bolt pattern template to ensure correct spacing. Be sure to leave sufficient thread above concrete line for leveling and fastening.



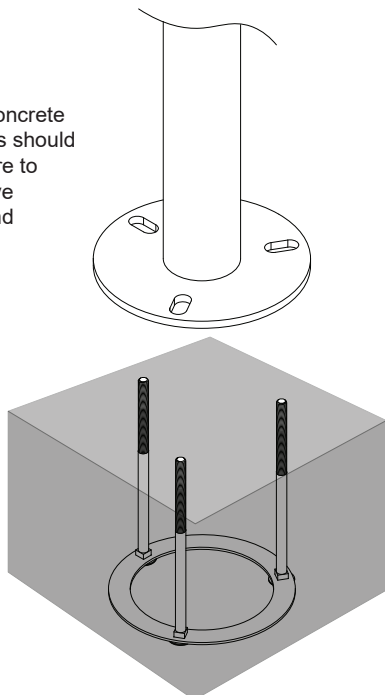
Once concrete is set remove template. Align fixture flange over bolts. Additional nuts may be used under the flange to level fitting. Fix the flange in place with washers and nuts. Trim off excess tread once tight. (Optional Hunza anti-trip dome nuts can be used with J-bolts)



Installing using Hunza Mounting Cage

M12

Cast Mounting Cage into concrete (conduit and wire provisions should already be in place). Be sure to leave sufficient thread above concrete line for leveling and fastening.



Once concrete is set align fixture flange over Mounting Cage bolts. Additional nuts may be used under the flange to level fitting. Fix the flange in place using Hunza anti-trip dome nuts and washers. Trim off excess thread once bolts are tight.

